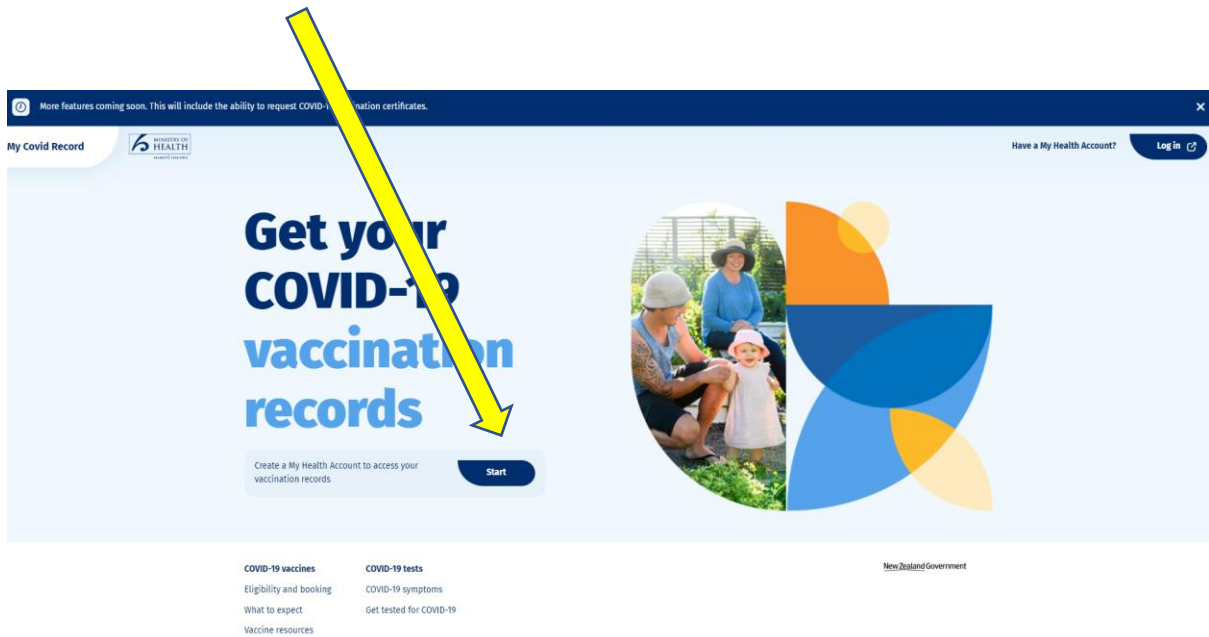


How to get your Vaccination Records through <https://app.covid19.health.nz>

Click on the Start button.



You will then be taken to the following screen, from there you will click on Next.



At this next screen click on the Sign up with email. You will need a copy of your Driver Licence, your Passport or your Birth Certificate (issued after 1 January 2002).

# Sign up

Sign up using your email address

Sign up with email

OR

Sign up with an existing verified RealMe identity.



RealMe

To move through to the next screen you will need to agree to the Terms and Conditions and then press Start.

## Helpful information

- ◆ We search for your **NHI number** automatically as part of your account set up. If we can't automatically find you, we may need you to provide your NHI number or additional information.

## Please agree to continue

I have read and agree to the My Health [Privacy Policy](#) and [Terms of use](#). I am making this application on my own behalf.

Pretending to be another person to obtain/alter their personal information is an offense under section 212 of the Privacy Act 2020 and could result in a conviction and a fine not exceeding \$10,000.

Start

You will then need to verify your email address, enter it into the field and then press Send Verification.

**i** It may take longer for your email to arrive due to a high volume of sign-ups. Please wait.

## Let's verify your email address

You will use your email address to login to your My Health account.

Email Address

Email Address

Send verification

You will receive a verification code via email which you will enter into the field shown below.

 It may take longer for your email to arrive due to a high volume of sign-ups. Please wait or try

### Enter your verification code

Check your inbox for an email from no-reply@identity.health.nz and enter the 6 digit verification code into the box below. If you can't find the email try checking your spam or junk folder.

Verification code will expire after **5 minutes**.

#### I didn't receive an email

Verification code

Continue

You will then be asked to create a password. Once you have done this press Continue.

---

### Create a password

Passwords are easily guessed. We recommend using passphrases and avoid using the same password you've used on other websites.

Password must contain **one of the following criteria**:

**A** At least **12 characters**.

OR

**B** at least **7 characters** and **three of the following**:

- ◆ uppercase (A-Z)
- ◆ lowercase (a-z)
- ◆ numbers (0-9)
- ◆ symbols (e.g. #, \$, !, @, etc)

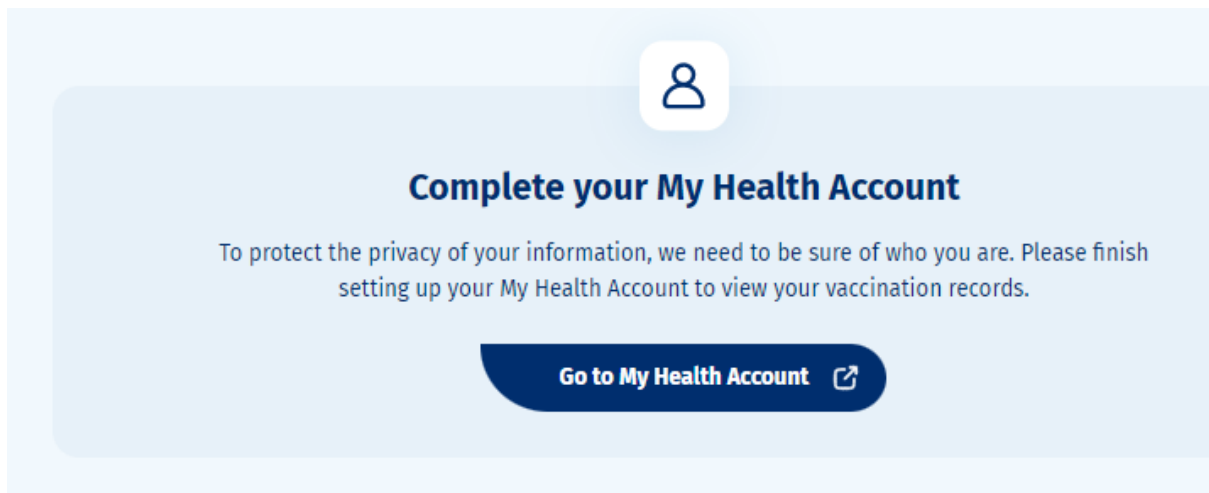
Enter password

Show 

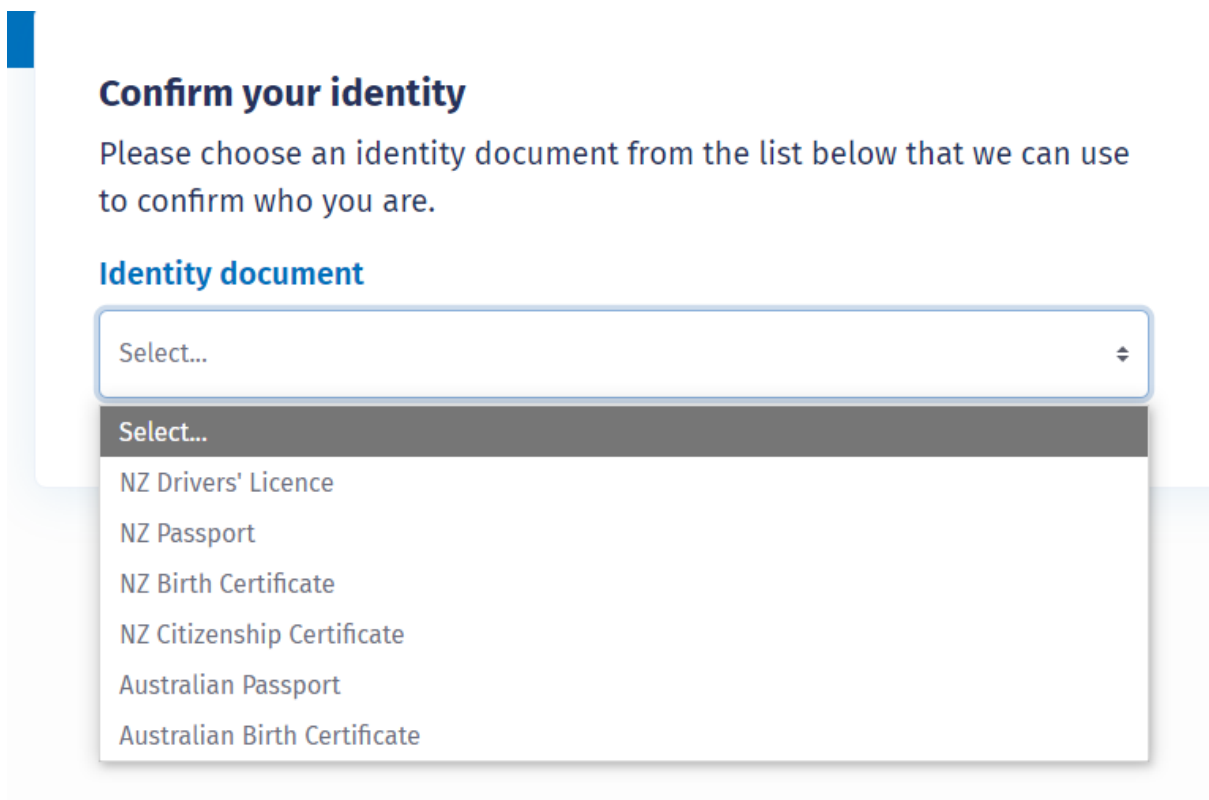
Password

Continue

You will then see the screen below where you will click on Go to My Health Account to record the rest of your details.



Choose your identity document




Then complete the remaining information and press Continue.

## Confirm your identity

Please choose an identity document from the list below that we can use to confirm who you are.

### Identity document

NZ Drivers' Licence 

### Full name

As it appears on your NZ Driver Licence. Include your first name and middle name if they appear on your NZ Driver Licence.

First name

Middle name(s)

Last name

--	--	--

### Date of birth

Date of birth (DD-MM-YYYY)

Licence number

Version number

Once you have completed your information you will see your verification of vaccination.

Take a screen shot of the verification and email it through to [covidvac@wmkindergartens.org.nz](mailto:covidvac@wmkindergartens.org.nz)